


zu beziehen bei

sold by

[www.conatex.com](http://www.conatex.com)



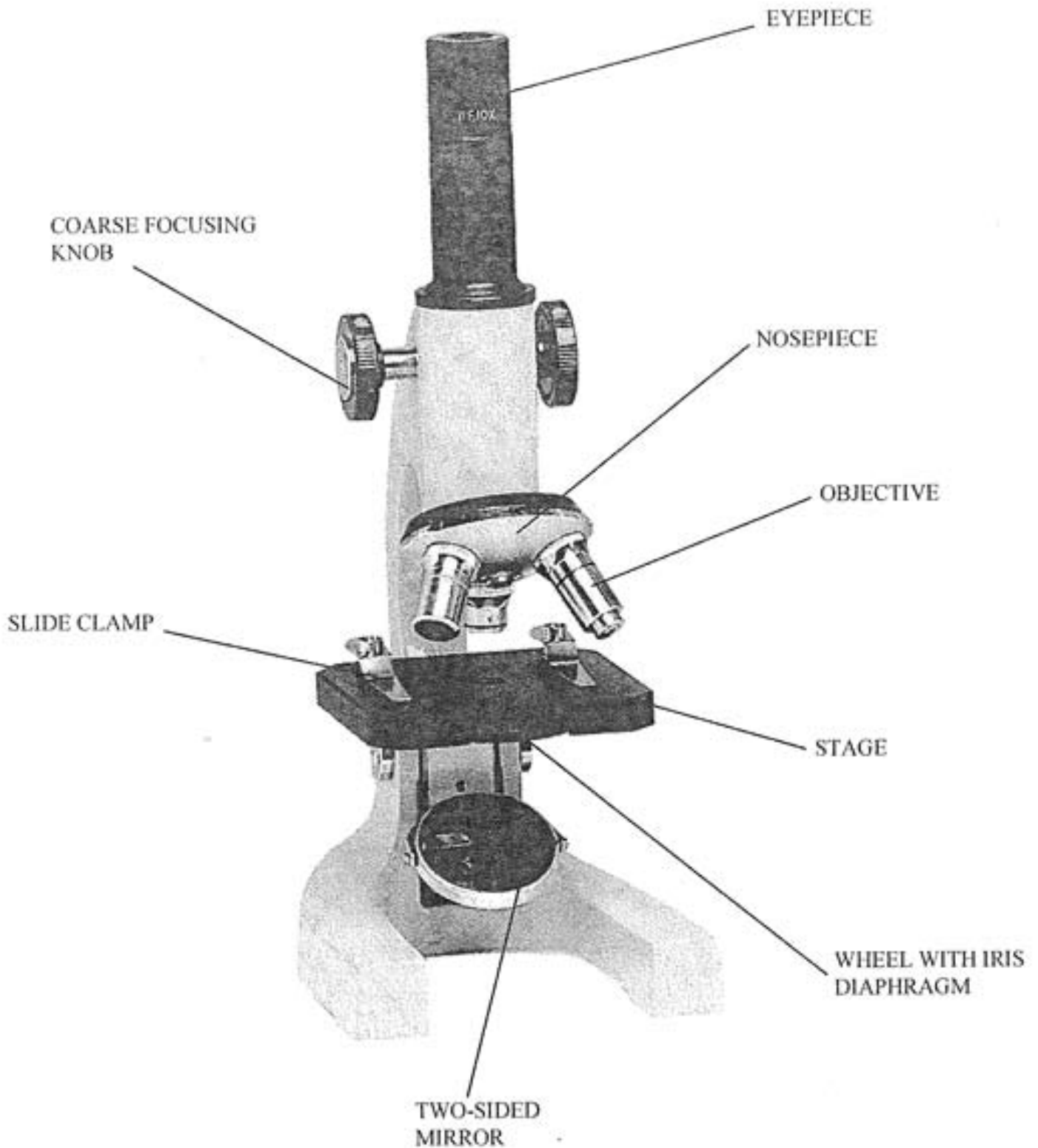
**CONATEX**  
LERNSYSTEME



**ECOVISION SFC**

# DESCRIPTION

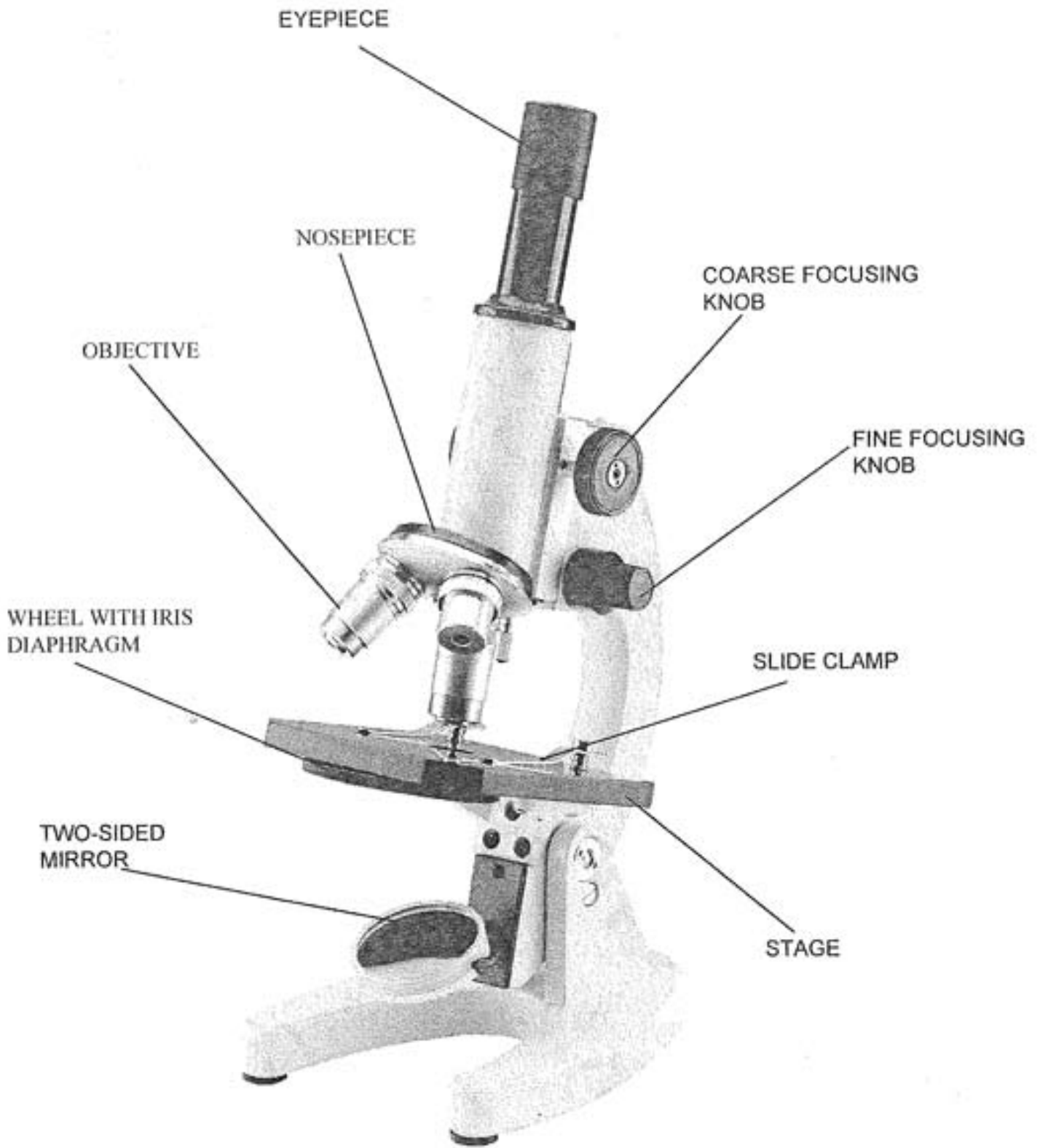
zu beziehen bei  
sold by  
[www.conatex.com](http://www.conatex.com)



**SFC-3A**

# DESCRIPTION

zu beziehen bei  
sold by  
[www.conatex.com](http://www.conatex.com)



SFC-3AF

# INTRODUCTION

zu beziehen bei  
sold by  
[www.conatex.com](http://www.conatex.com)



This microscope is a scientific precision instrument designed to last for many years with a minimum of maintenance. It is built to high optical and mechanical standards and to withstand daily classroom and laboratory use.

Optika reminds you that this manual contains important information on safety and maintenance, and that it must therefore be made accessible to the instrument users.

Optika declines any responsibility deriving from instrument use that does not comply with this manual.

## UNPACKING AND ASSEMBLY

The microscope is housed in a moulded Styrofoam container. Remove the tape from the edge of the container and lift the top half of the container. Take some care to avoid that the optical items (objectives and eyepieces) fall out and get damaged. Lift the microscope from the container and put it on a stable desk. If you are using the SFC-3AF you need to put the eyepiece in the tube.

## USING THE MICROSCOPE

Turn the observation head to a comfortable position for observation.

Ensure that the specimen is centred over the stage opening. Lock the specimen slide on the mechanical stage using the two slide clamps.

Move the microscope to a sunny place, close to a window or near a lamp. Look into the eyepiece while moving and rotating the mirror below the stage in order to capture as much light as is necessary for your observation.

Rotate the coarse focusing knob to bring the slide into focus with the 4X objective. With the SFC-3AF you can also adjust the focus more precisely with the fine focusing knob.

Adjust the aperture of the iris diaphragm using the wheel on the stage to set the numerical aperture of the illuminator, thus controlling image contrast and resolution.

Turn the nosepiece to choose the objective you need.

# MAINTENANCE

## **Always think about**

- The following environment is required: Indoor temperature: 0-40°C, Maximum relative humidity: 85 % (non condensing)
- Keep the microscope away from dust and shocks while in use.
- Turn off the light immediately after use.
- Use a soft lens tissue to clean the optics after use.
- Only if needed, use a cloth moistened with water and a mild detergent, rinsing with water and drying immediately with a lint-free cloth.
- After use, cover the microscope with the included dust-cover, and keep it in a dry and clean place.

## **Do not!**

- Wipe the surface of any optical items with your hands. Fingerprints can damage the optics.
- Use solvents, neither on the microscope, nor on the optics.
- Disassemble objective or eyepieces to attempt to clean them.
- Mishandle or impose unnecessary force on the microscope.
- Clean the unit with volatile solvents or abrasive cleaners.
- Attempt to service the microscope yourself.

If you need to send the microscope to Optika for maintenance, please use the original packaging.

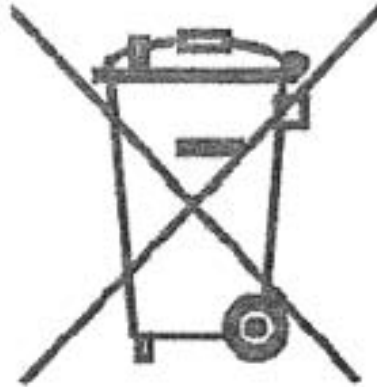


# RECYCLING AND RECOVERY

zu beziehen bei  
sold by  
[www.conatex.com](http://www.conatex.com)



Art.13 Dlsg 25 July 2005 N°151. "According to directives 2002/95/EC, 2002/96/EC and 2003/108/EC relating to the reduction in the use of hazardous substances in electrical and electronic equipment and waste disposal."



The basket symbol on equipment or on its box indicates that the product at the end of its useful life should be collected separately from other waste.

The separate collection of this equipment at the end of its lifetime is organized and managed by the producer. The user will have to contact the manufacturer and follow the rules that he adopted for end-of-life equipment collection. The collection of the equipment for recycling, treatment and environmentally compatible disposal, helps to prevent possible adverse effects on the environment and health and promotes reuse and/or recycling of materials of the equipment. Improper disposal of the product involves the application of administrative penalties as provided by the laws in force.